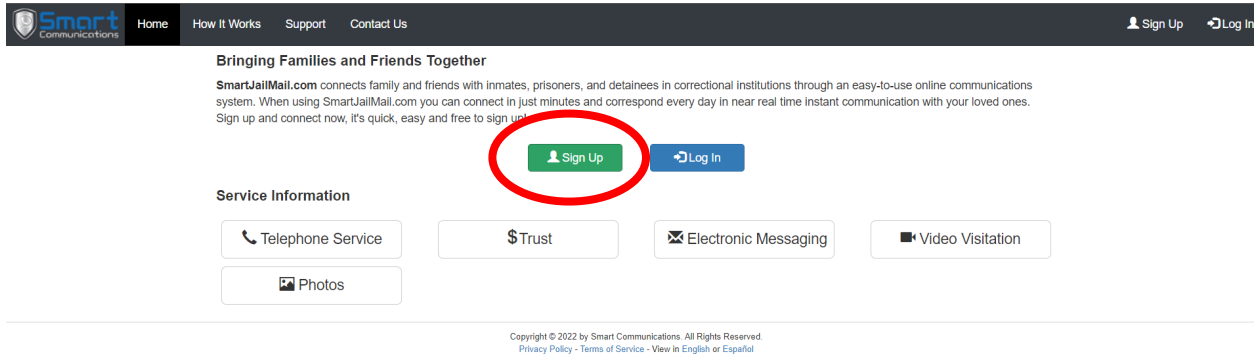
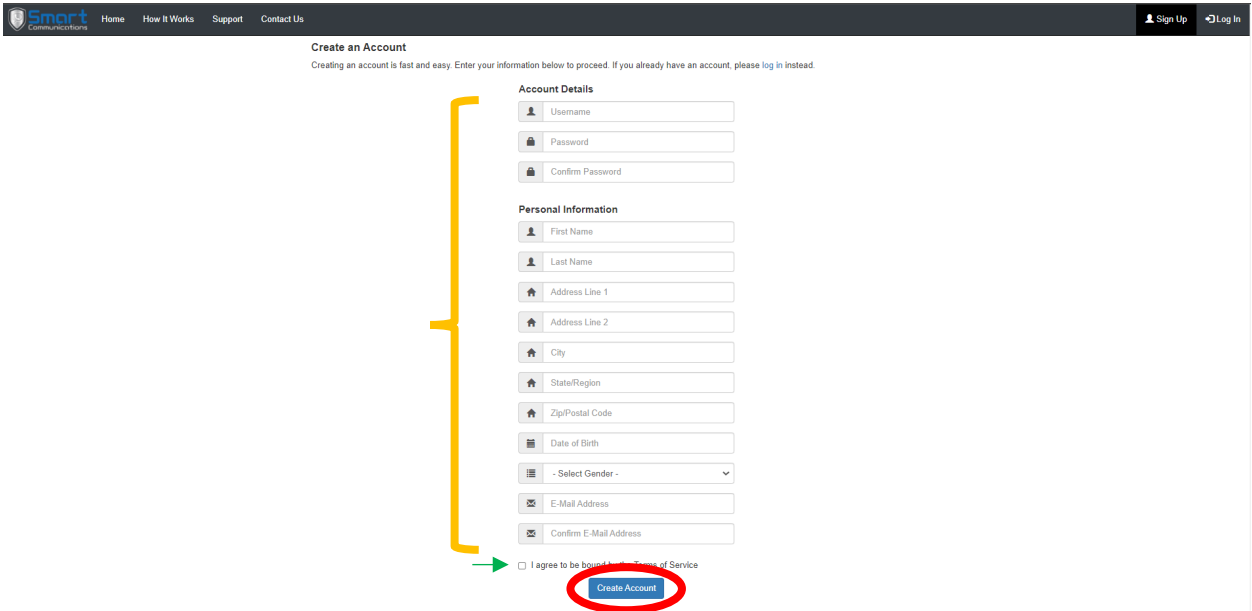


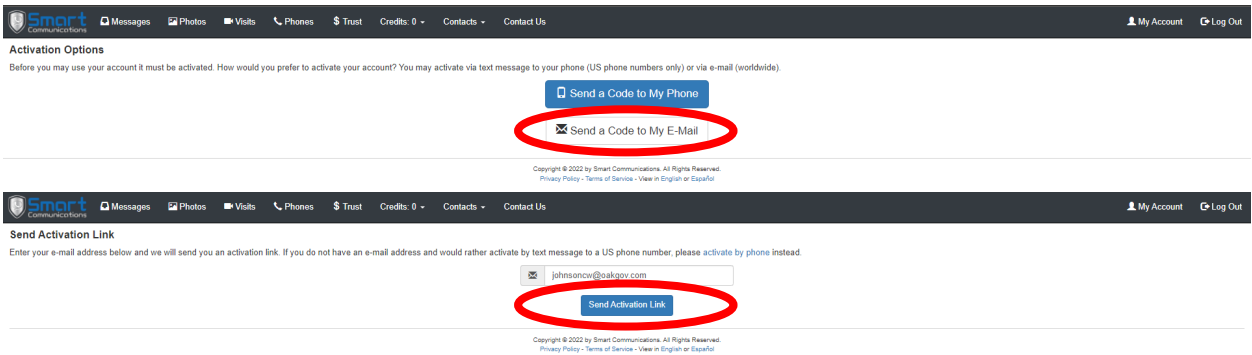
1. Navigate to <http://smartinmate.com> and click “Sign Up”.



2. Fill in all of the fields, check mark the “I agree to the terms” box and click “CREATE ACCOUNT”. (Note, you may use either your home address or business address in the address field)



3. Click the “Send a code to my email” button. On the next screen verify your email address then click “Send Activation Link”

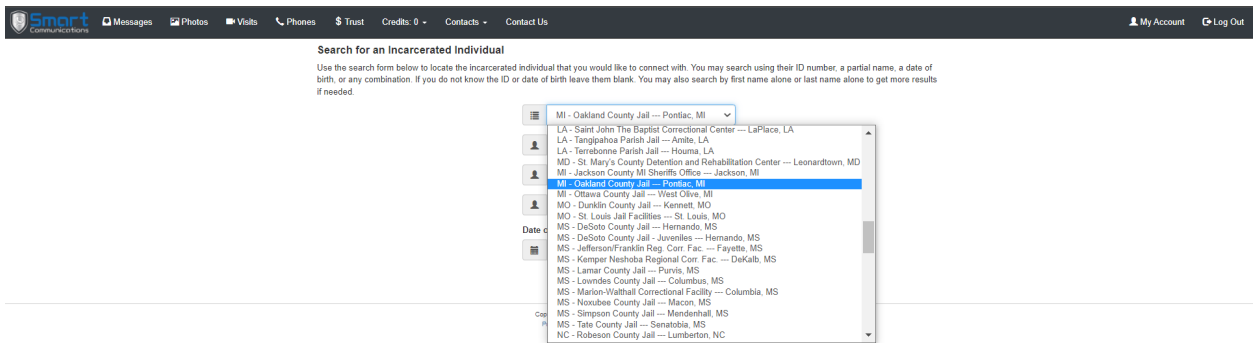


4. Navigate to your email and look for an email sent by “SMART COMMUNICATIONS”. Open the email then click the link provided near the top of the email labeled “Click here to activate your account with Smart Communications”. (Please note, sometimes the email can end up in your Junk or Spam inbox, ensure to check those areas if you do not see the response in your main inbox.)

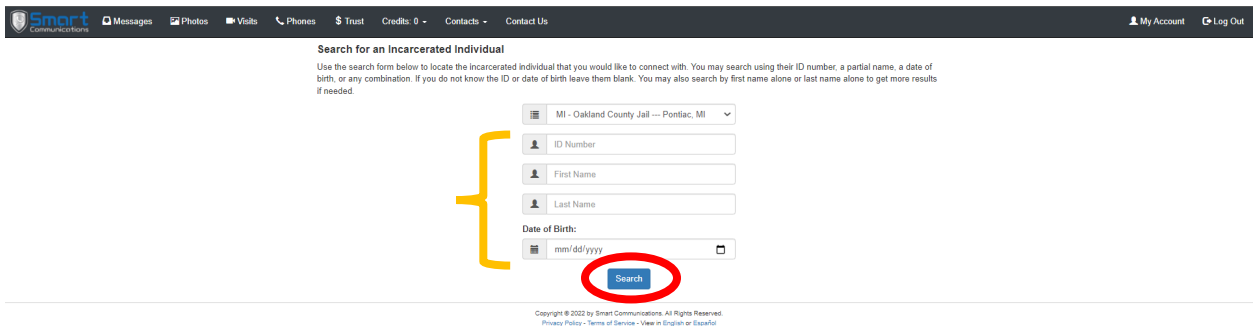
5. Click “Search for an Inmate, Prisoner, or Detainee”



6. From the first drop-down field labeled “-Select Correctional Facility”



7. Fill in one or more of the remaining fields to find the specific inmate of interest. Then click the search button.



8. A list of matching inmates meeting the previous pages' criteria will populate, select the inmate by clicking the appropriate name.

Smart Communications | Messages | Photos | Visits | Phones | Trust | Credits: 0 | Contacts | Contact Us | My Account | Log Out

Search for an Incarcerated Individual

To continue, select the incarcerated individual that you want to add to your account

ONLY TESTMODE
Born 1970
Oakland County Jail - Pontiac, MI

Return to Search

Copyright © 2022 by Smart Communications. All Rights Reserved. Privacy Policy - Terms of Service - View in English or Español

9. From the drop down menu, select the appropriate field for your profession (Dept. of Juvenile Justice, Private Attorney, Public Defender, Probation, ect.)

Smart Communications | Messages | Photos | Visits | Phones | Trust | Credits: 0 | Contacts | Contact Us | My Account | Log Out

Inmate Details

Name:	ONLY TESTMODE
Inmate ID:	0279151
Location:	Oakland County Jail
Year of Birth:	1970

If you know ONLY TESTMODE you may send an invitation to connect. ONLY will receive your connection request when they log in to the system and they must approve the request before you will be connected with them.

How do you intend to communicate with this inmate? Please select how you know this inmate below:

- Select -

Return to Search

Copyright © 2022 by Smart Communications. All Rights Reserved. Privacy Policy - Terms of Service - View in English or Español

10. Enter the requesting information in the fields that populated (Organization, Title, BAR or other credential, and direct phone number). Click "Submit Connection Application"

Smart Communications | Messages | Photos | Visits | Phones | Trust | Credits: 0 | Contacts | Contact Us | My Account | Log Out

Inmate Details

Name:	ONLY TESTMODE
Inmate ID:	0279151
Location:	Oakland County Jail
Year of Birth:	1970

If you know ONLY TESTMODE you may send an invitation to connect. ONLY will receive your connection request when they log in to the system and they must approve the request before you will be connected with them.

Mental Health

You have indicated that you are requesting a privileged connection with this inmate. Privileged accounts are used by professionals to privately communicate with their clients. All privileged connection requests are reviewed by facility staff and they will contact you to verify your information. The facility may request that you provide additional information or appear in person at the facility to verify your identity before granting a privileged connection. Please complete the information below to proceed, or select Friend or Family Member from the relationship select box if you would rather have a standard connection with this inmate.

Organization, Company, or Agency

Title, Position, etc.

BAR Number or Other Credential

Direct Phone Number

Any other information to support your application?

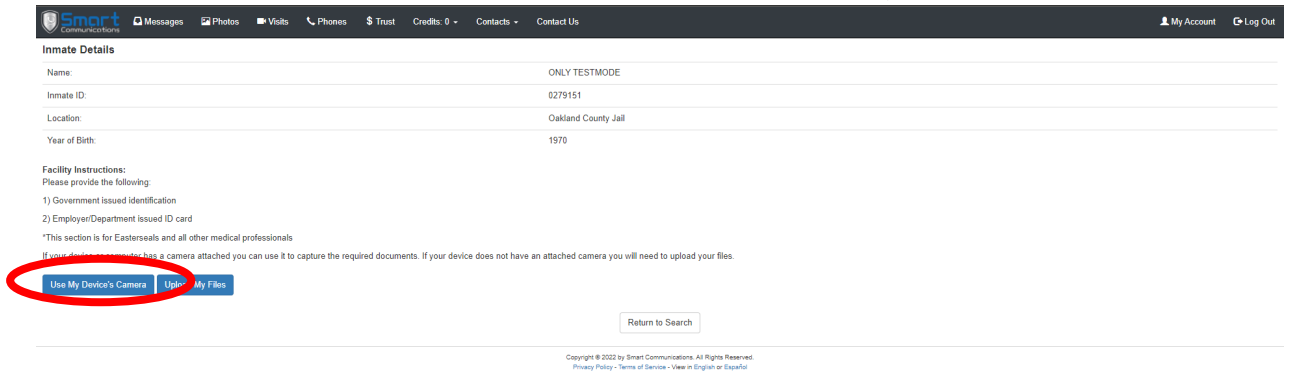
Submit Connection Application

Return to Search

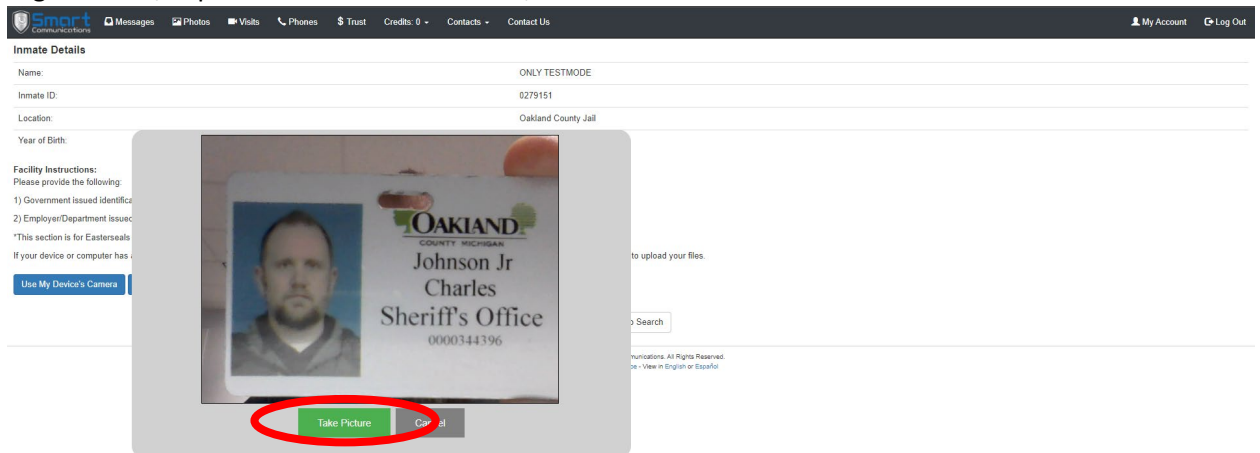
Copyright © 2022 by Smart Communications. All Rights Reserved. Privacy Policy - Terms of Service - View in English or Español

11. Please note, the following steps are required in order to qualify for free professional video & phone visits with inmates lodged in the Facility. **ALL PROFESSIONALS/PRIVILEGED VISITORS** to submit a recent photo of your face, a picture of their government issued ID (drivers license, state ID, or passport) and department/organization ID or badge in order to verify their status within the specific department/organization they're representing. There will be **NO** exceptions to this rule.

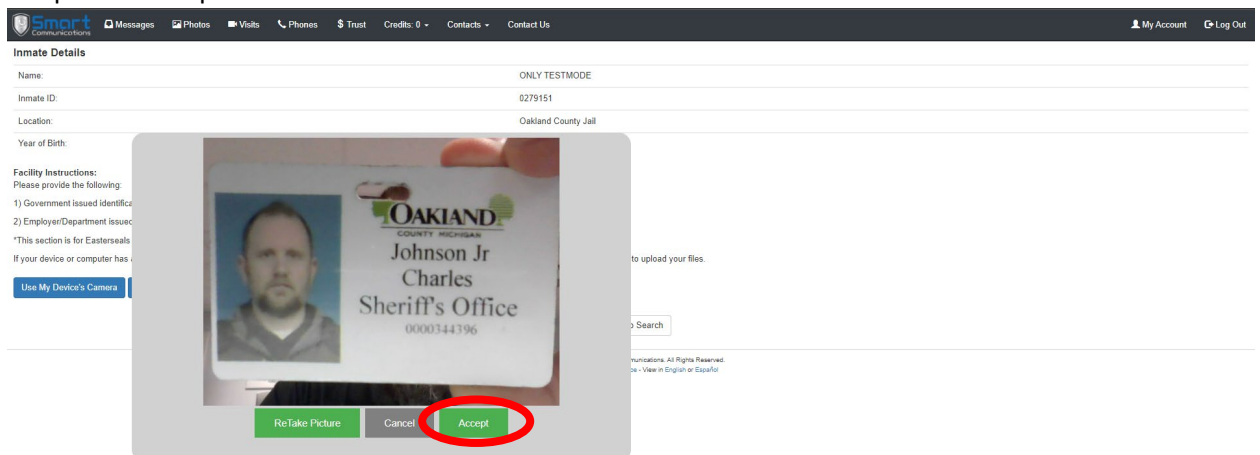
12. If you're using a smartphone or laptop equipped with a camera while signing up, click "USE MY DEVICES CAMERA" option. (please note, a pop up message may appear asking if Smart Communications can have access to the devices camera, click "ALLOW")



13. A camera box will appear, align your ID(s) in a way that your name, title and organization/department is CLEARLY visible, then click "TAKE PICTURE".



14. If you're satisfied with your picture click "ACCEPT", if not, click "RETAKE PICTURE" and repeat the previous step.



15. Repeat steps 13 & 14 for the secondary credential and recent photo.

16. Once **BOTH** ID's and a current photo are upload and appear on the page, click "Submit My Application".

The screenshot shows a web browser window with the URL `smartjailmail.com/locate-a-contact-uploaddocs.cfm?memID=2433942`. The page is titled "Inmate Details" and contains the following information:




Name:	ONLY TESTMODE
Inmate ID:	0279151
Location:	Oakland County Jail
Year of Birth:	1970

Facility Instructions:
Please provide the following:
1) Government issued Identification
2) Employer/Department issued ID card
*This section is for Easterseals and all other medical professionals

If your device or computer has a camera attached you can use it to capture the required documents. If your device does not have an attached camera you will need to upload your files.

Use My Device's Camera Upload My Files

Documents Provided:

 saved Enter Description (Optional) Delete	 saved Enter Description (Optional) Delete	 saved Enter Description (Optional) Delete
--	--	--

Submit My Application

17. Once completed, the application will be sent to the Administrators at the Facility.

Most applications are approved within 1 business day. An email will be sent notifying you of the acceptance or rejection of the application.